



Technical Specifications

Venue Details

Address: 30-42 Clarence Street, Port Macquarie, NSW, 2444

Phone: 02 6581 8888

Website: glasshouse.org.au

Email: sales@glasshouse.org.au



PORT MACQUARIE
HASTINGS COUNCIL



Contents

AUDITORIUM	4
STAGE	5
Orchestra Lift / Pit	6
Smoke Stop Curtain	6
Flying Facilities	6
Drapery	7
Access Equipment	7
Staging Units	7
Stage Covers	8
Rigging	8
Loading Dock	9
Scenery Dock	10
LIGHTING	11
Control	12
Data	12
Dimmer Racks	12
Lighting Fixtures	13
House Lights	14
Lighting Notes	14
Power	14
Cabling	15
AUDIO	16
Control	16
Data	16
Amplifiers	16
Speakers	16
Playback	17
Recording	17
Microphones	17
DIs	18
Stands & Accessories	18
Pianos	18
Line Patching	18
Power	18
Cabling	19



VIDEO	20
Projectors	20
Projection Surfaces	20
Displays	20
Media Server	20
Playback	20
Filming Services	20
Cabling	20
Video Notes	20
BACKSTAGE	21
Dressing Rooms	22
Green Room	22
Production Facilities	22
Laundry / Wardrobe	22
VENUE	23
Venue Contacts	24
APPENDICES	25



AUDITORIUM

The Auditorium comprises 15 rows of raked fold-down seats in the Stalls, with a further 6 raked rows in the Dress Circle and 26 seats across 2 balcony boxes. Rows A and B occupy the Orchestra Lift/Pit floor and require removal before use as an orchestra pit or stage thrust extension. Pull-out treads from stage level to the auditorium are available on request and require the removal of 2 seats in B row. Wheelchair spaces are available in both the Stalls and Dress Circle and require removal of seating to accommodate.

Seating Capacity

The maximum seating capacity in the venue is 594, continental style.

Stalls	403 seats (362 if orchestra lift/pit in use)
Circle	165 seats
Boxes	26 seats (some with restricted viewing)

For further reference see Appendix A-1: Auditorium Seating Plan - Stalls, and Appendix A-2: Auditorium Seating Plan - Dress Circle & Boxes



View of the Auditorium from stage.



STAGE

Brief Stage Description

Unraked stage with a proscenium arch and motorised flying facilities. The stage is constructed from a 6mm Masonite surface fixed to two layers of 32mm ply. Cable traps border the main performance area from downstage to upstage on both prompt side and opposite prompt, before continuing towards centre for 3.5m. Screwing into surface is permitted but larger holes should be authorised by the Back-of-House Coordinator. Stage crossover behind US rear wall.

Stage distributed load limit 750kg/m² --- 7.5kPa
Stage rake No

Stage Dimensions

Proscenium Width: 14m
 Height: 9m (acoustic shell reduces this to 8.6m)

Setting Line

The upstage edge of the proscenium wall.

Distance From (SL = Setting Line, CL = Centre Line)

SL to DS edge of apron 0.9m
SL to DS edge of Orchestra Lift 3.7m at CL (pit is curved)
SL to first fly line 0.52m
SL to last upstage fly line 8.42m
SL to rear wall 10m
CL to OP wall 9.5m
CL to PS wall 10.1m
Stage to grid underside 17m

Overhead Obstructions

Air conditioning ducts OP and PS walls, at a height of 7.2m above stage level.

Fly floor at 8.2m above stage level, running from DS PS to the rear wall, along the rear wall and from the rear wall to DS OP.

For further reference see Appendix B-1: Theatre Stage Plan and Appendix B-2: Theatre Section



Orchestra Lift / Pit

Serapid LinkLift 80 orchestra pit lift with a 6mm Masonite surface over two layers of 32mm ply, fixed to a hot rolled steel frame.

Dimensions	Width: 12.6m Depth: 2.8m at CL, 1.2m at edges.
Stage level above Auditorium	0.920m
Pit level below Auditorium	3m
Lift can be set at any height	Yes
Floor distributed load limit	750kg/m ² --- 7.5kPa
Load limit	8,000kg
Maximum capacity	20 people

Smoke Stop Curtain

The Smoke Stop Curtain is located DS of the proscenium. It is an automatic dropdown curtain triggered by fire or smoke in the fly tower. The curtain drops from above the proscenium to a height of 5m above stage level. It is designed to change the flow of smoke, not create a solid barrier between the stage and the auditorium.

Flying Facilities

The Glasshouse Theatre's flying system consists of 26 motorised winches, of which 25 are controlled via a Siemens control dongle. The system can be programmed with up to 10 presets, which cannot be triggered simultaneously. Show-specific IN and OUT soft limits can be recorded into the system. Minimum flying speed is 0.204m/s, maximum flying speed is 1.2m/s. Multiple lines may be manually flown simultaneously in the same direction and speed to their programmed limits. Multiple lines flying as part of a preset can be flown in opposite directions.

System Details

Total number of Lines	26
Panorama Lines	0
Batten Drift	15.4m
Batten Type	RHS Steel 75mm x 50mm
Batten Length	14m
Batten Extensions	16 @ 0.5m, 4 available, 12 installed for masking.
Batten Pick-ups	5 pick-ups, 1 at centre then at 2.9m intervals.
Batten Point Load	200kg
Batten W.L.L.	400kg
LX bars can swing	Yes
Fly bars can swing	Yes



Operating Positions

The Siemens control dongle may be connected into the flying system at the following positions:

- PS at stage level (preferred for load in/out)
- OP at stage level
- PS fly floor
- OP fly floor
- Winch room (blind fly - maintenance only)

Additionally, the house curtain may be separately controlled via a push button panel located at stage level PS by the SM Console.

The header (line 0) is a fixed speed winch controlled via a push button panel located at stage level PS by the SM Console.

For further reference, including standard line allocation, see Appendix C: Standard Hanging Plot

Drapery

Type	Material	Colour	Width	Height	Quantity
House Curtain	Satin 100% Fullness	Charcoal	8100mm	7500mm	1 pair
Border	Wool 0% Fullness	Black	15000mm	4000mm	5
Border	Wool 50% Fullness	Black	15000mm	3000mm	5
Leg	Wool 0% Fullness	Black	4000mm	9000mm	5 pairs
Leg	Wool 50% Fullness	Black	2000mm	7000mm	2 pairs
Leg	Wool 50% Fullness	Black	3000m	7000mm	4 pairs
Traveller	Wool 50% Fullness	Black	7800mm	7000mm	2 pairs
Cyclorama	Filled Cloth	White	15000mm	7000mm	1

All black stage masking is manufactured to A/NZS 1530 Parts 2 & 3. They are made from inherently fire-retardant wool.

Access Equipment

Elevated Work Platform

Genie GR-20

Maximum working height: 8m

Maximum platform height: 6m

EWP Restrictions

Operator induction before use.

Ladders

- 2 x 2.4m Fibreglass step ladder.
- 2 x 1.2m Fibreglass step ladder.
- 1 x 3.3m-5.8m Aluminium extension ladder.

Staging Units

- 10 x Mega Deck 2.4m x 1.2m x 0.182m
- Legs to finished heights 300mm, 600mm, 900mm.
- 18 x 300mm Wheel Legs
- Selection of black painted ply treads to match Mega Deck leg heights.



Stage Covers

Full stage Harlequin Cascade dance floor is available for an additional fee. Laid PS to OP.

Rigging

All overhead elements must be rigged with rated equipment and fitted and installed by qualified personnel. Rigging Ticket must be presented to Glasshouse management prior to rigging work commencing.

Type	Item	W.L.L.	Quantity
Chain Motor	Movecat PLUSlite	500kg	2
Shackle	D	1T	30
Shackle	Bow	0.5T	125
Shackle	Bow	0.75T	5
Shackle	Bow	1T	19
Shackle	Bow	2T	10
Shackle	Bow	3.25T	3
Shackle	Bow	6.5T	20
Turnbuckle	200mm Stainless	100kg	16
Turnbuckle	300mm	100kg	40
Girder Clamp		2T	4
FSWR	1m	80kg	6
FSWR	2m Black Sheath	80kg	4
FSWR	4m Black Sheath	80kg	4
FSWR	6m Black Sheath	80kg	9
FSWR	8m Black Sheath	80kg	10
Scaffold Coupler	90° Fixed		24
Scaffold Coupler	Swivel		3
Sling	Yuppie Strap	100kg	23
Sling	0.5m Flat with Rings	100kg	23
Sling	1m Black	1T	9
Sling	2m Black	1T	2
Sling	1m Green Flat Web	2T	3
Sling	2m Green Flat Web	2T	2
Shot Bag	Black	12kg	30



Loading Dock

Access

Vehicular access is via Hay Street Forecourt off Clarence Street. Trucks can reverse into loading dock. There is a motorised dock leveller ramp to provide a level surface from truck bed to stage.

Loading Dock Height	0.92m above road level.
Road Level Door Dimensions	Width: 5.4m Height: 4.4m
Stage Level Door Dimensions	Width: 3.3m Height: 3.4m


Restrictions / Obstructions

Any vehicle entering or leaving the Hay Street Forecourt and Loading Dock area **must** do so under the direction and supervision of Glasshouse Traffic Controllers.

Trucks exceeding 8 tonnes or 8 metres in length are prohibited from leaving the site via streets to the west of Hay Street, north of Clarence Street and north of Gordon Street.

No vehicle exceeding the dimensions of a 19m long articulated will be allowed to enter the site.

For further reference see Appendix D: Loading Dock Vehicular Access



View of Loading Dock.



Scenery Dock

Stage Access

Motorised sliding acoustic door installed on OP stage wall.

Stage Door Dimensions


Width: 4m
Height: 5.9m

Back of House Lift

Access to Basement Dressing Rooms & Laundry.

Dimensions

Door Width: 1.8m
Door Height: 2.8m
Internal Width: 2.0m
Internal Height: 3.2m
Internal Depth: 3.4m



View of Scenery Dock from Loading Dock.



View of stage from Scenery Dock.



LIGHTING

Stage Overhead Bars

Composition	6 bars, each with 4 Jands JLX modules.
Usable bar width	14m
Notes	Bars can swing. See hanging plot for standard positions.

Orchestra Bar

No bar installed. Truss may be flown from chain motors if required. Please contact technical management for further discussion.

FoH Bridge 1

Distance from SL	14.9m @ 55°
Usable bar width	19m

FoH Bridge 2

Distance from SL	18.2m @ 40°
Usable bar width	17m

FoH Circle Rail

Distance from SL	11.5m
Usable bar width	9m
Notes	Curved bar. Access via extension ladder from Auditorium.

FoH Balcony Rails (PS & OP)

Distance from SL	3m to closest end of bar.
Usable bar width	3m
Notes	Curved bar. Access via ladder from Auditorium.

FoH Stage Level Juliet Slots (PS & OP)

Usable bar width	2 bars @ 1.3m
------------------	---------------

FoH Mid-Level Juliet Slots (PS & OP)

Usable bar width	2 bars @ 1.3m
------------------	---------------

FoH Upper Juliet Slots (PS & OP)

Usable bar width	2 bars @ 2.5m
------------------	---------------

The standard LX plot is available in PDF format from the Glasshouse website (glasshouse.org.au/Venue-Hire/Theatre) or via your Glasshouse Event Services Officer.

A VectorWorks file is available upon request.



Control

Console	ETC Ion Classic <i>running EOS v3.2.10.36 with Fixture Library v3.2.9.17</i> 4x10 Fader Wing 2 x External Touchscreen Monitors.
Control channels	6000
Signal output	DMX512, Ethernet (ArtNet, sACN).
Signal distribution	sACN to ETC Net3 Gateway in Control Room (4 universes). DMX512 from gateway to Jands DD-8 DMX splitters. DMX512 via LSC ISOPort Series 3 from splitters to dimmers, bridges, circle, balconies, slots, stage, substage, fly gallery, grid.
Remote available	Eos Remote app on iPad via dedicated WiFi network.

Data

The Theatre has several CAT6 Ethernet patch points around the venue that are available for use with touring lighting networking equipment. sACN and ArtNet are both permitted to run through this network distribution.

For further reference, see Appendix E: Theatre Lighting Network Plan

Dimmer Racks

Dimmer Room

Total circuits @ 10A	132 + 12 hot
Total circuits @ 20A	30
Fed by	4 x Jands HPC-12 7 x Jands HPX-12 5 x Jands HPX-6 1 x Jands PDS12R (hot power distro)
Distribution	Jands WM-PATCH to GPOs around venue (<i>see Power section for further detail on dimmer GPO allocation</i>).
Notes	Circuits are switchable between dimmer and hot power.

Fly Gallery

Total circuits @ 10A	144, 24 per stage overhead LX bar.
Fed by	10 x State Automation Solution Cool Dimmer.
Distribution	Socapex
Notes	Circuits are switchable between dimmer and hot power.

Substage

Total circuits @ 10A	24
Fed by	2 x State Automation Solution Cool Dimmer.
Distribution	Socapex to stage level via floor traps.
Notes	Circuits are switchable between dimmer and hot power.

Floating Racks

2 x Jands HPC-12, 1 x Jands HPX-12



Lighting Fixtures

Profiles

Make	Model	Angle	Detail/Accessories	Wattage	Quantity
ETC	Source 4	5°	Gobo holder, iris	750W	2
ETC	Source 4	10°	Gobo holder, iris	750W	6
ETC	Source 4	14°	Gobo holder	750W	18
ETC	Source 4	19°	Gobo holder, iris	750W	12
ETC	Source 4	26°	Gobo holder	750W	8
ETC	Source 4	15-30°	Gobo holder	750W	12
ETC	Source 4 Junior	25-50°	Gobo holder	575W	30
Selecon	Pacific	14-35°	Gobo holder	800W	23
Selecon	Pacific	23-50°	Gobo holder	800W	11

Fresnels

Make	Model	Angle	Detail/Accessories	Wattage	Quantity
Selecon	Acclaim	6-60°	Barndoors	650W	9
Selecon	Rama	7-50°	Barndoors	1200W	28

Par Cans

Make	Model	Angle	Detail/Accessories	Wattage	Quantity
ETC	Source 4 Par	As req.	Lens kit VNSP, NSP, MFL, WFL	750W	54

Static LED

Make	Model	Control Channels	Wattage	Quantity
Chauvet	Ovation CYC 1 FC	16	320W	8
Show Technology	Hex-Par 12	11	12x10W	24

Movers

Make	Model	Control Channels	Wattage	Quantity
EK Lights	E1 Profile	38	400W	8
Martin	Aura	25, colour calibration OFF	260W	20
Martin	Rush MH-1 Profile+	17	350W	16

Followspots

Make	Model	Detail/Accessories	Wattage	Quantity
Lycian	SuperArc 400 Model 1266	7 colour magazine, stand	400W	2

Additional Lighting

Item	Make	Model	Detail/Accessories	Wattage	Quantity
Par 16	Varytec	Black		15W	5
Sconce		Black		25W	22

Special Effects

Item	Make	Model	Detail/Accessories	Quantity
Mirror Ball		30cm	Small Motor	1
Mirror Ball		60cm	Large Motor	1
UV	ProShop	EA-8030UV	DMX controlled	4
Haze	Look Solutions	Unique 2.1	DMX controlled	1
Smoke	Martin	Jem ZR12	DMX controlled	1



House Lights

Independent control
Control
Fade time

No - via venue or touring lighting console.
DMX via lighting console.
adjustable via lighting console.

Lighting Notes

Due to the acoustic facias below the FoH bridges, it is not possible to get a shot from the bridges back into the auditorium (see *Appendix B-2: Theatre Section for further reference*).

Due to the acoustic facia of the forestage crossover and its proximity to FoH bridge 1, it is not possible to get a shot from bridge 1 to upstage.

Low fly batten deads may interfere with the focus from FoH bridge 1.

Auditorium Boxes mask the downstage edges of the apron from FoH bridge positions.

Power

Dimmer GPO Allocation

Location	10A Outlets	20A Outlets
FoH Bridge 1	22	2
FoH Bridge 2	22	2
Circle Rail	12	2
Balcony Rails	7 per side	0
Juliet Slots	12 per side (4 per slot)	0
Substage	6	0
Orchestra Pit	12	0
LX 1 - LX 6	144 (24 per bar)	0
Stage Level	12	0
Floor Traps	24 (via socapex tails)	12
Fly Gallery	144	12

3 Phase Allocation

Substage	2 @ 40A (cable route via US stage floor traps)
Stage Level	2 @ 40A
Scene Dock	2 @ 32A
Loading Dock	1 @ 40A (by roller door)
FoH Bridge 2	2 @ 40A, 1 @ 32A
Fly Gallery	8 @ 40A, 3 @ 32A
Winch Room	1 @ 40A
Grid	1 @ 40A

For further reference, see Appendix F: Theatre 3-Phase Power Plan



Cabling

The Theatre has a good stock of DMX leads and 240V extension leads to accommodate the venue's standard lighting rig and additional lighting requirements.

Looms & Battens

The Theatre has several 6-way Socapex looms available, along with a stock of 10A headers and tails.

The Theatre has some Socapex 6-way lighting battens available upon request.

3 Phase Extensions

32A	1 @ 10m
40A	2 @ 15m, 2 @ 10m



AUDIO

Control Positions

Auditorium

Dedicated position located centre of Row "O" in stalls. No seating removal required.

Side of Stage

Monitors console may be set up side of stage in the prompt wing if required.

Control

Primary Console	DiGiCo SD8 (<i>running firmware v1926</i>)
Secondary Console	DiGiCo SD11, available upon request and subject to availability.
Stage I/O	DiGiCo MaDiRack 48 in / 24 out (fixed location) 2 x 12-way stage box with parallel in/out. 12 in / 4 out stage box.
EQ	Integrated into console, 24 x 32-band.
FX	Integrated into console, 16 x stereo FX processors.
Compression/Limiter/Gates	Integrated into console, available per channel.

Data

The Theatre has several CAT6 Ethernet patch points around the venue that are available for use with touring audio networking equipment.

There is also a cable trunk that runs from the prompt side stage level Juliet slot (MaDiRack location) to the FoH mix position at the rear of the Auditorium stalls. This trunk contains 2 MADI lines for SD8-MaDiRack communication, as well as 2 CAT6 lines run for a direct connection outside of the venue patching system. This trunk can be available for touring FoH cores, please contact technical management.

For further reference, see Appendix G: Theatre Audio Network Plan

Amplifiers

LCR and Subs	5 x Crown XTi 6002
Stage Lip Fill	Crown CTs 3000
Stage Flown Side Fill	Yamaha XP 2500
Stage Monitors	2 x Yamaha XM 4180

Speakers

*LCR arrays are permanently flown and are **not** moveable.*

Left Array	4 x JBL VRX932LA
Centre Array	4 x JBL VRX932LA + 2 x JBL ASB6128 Sub (behind VRX array)
Right Array	4 x JBL VRX932LA
Stage Lip Fill	3 x JBL AC15
Under Balcony Fill	2 x RCF HD 12-A MK4 + 2 x RCF SUB 705-AS II
Stage Flown Side Fill	4 x Yamaha IF2208
Stage Monitors	8 x Yamaha IF2208 6 x JBL PRX512M 2 x RCF HD 12-A MK4 2 x EV SX300A 2 x EV ZXA1



Playback

Apple MacBook Pro with QLab installed.
 Apple iPod with Spotify app installed.
 Denon DN360 CD Player available upon request.

Recording

DiGiCo UB MADI interface available upon request.

Microphones

Make	Model	Details/Accessories	Quantity
audio-technica	ATM350	5" Gooseneck	1
audio-technica	AT897		1
Behringer	C-1		1
Crown	PZM6 D	Boundary microphone	3
DPA	4099	Clips available for Bass (1), Cello (2), Violin (4), Guitar (1), Piano (2)	4
DPA	4288	Headset with MicroDot to Sennheiser adapter	8
JAG	IMX6A	Headset with MicroDot to Sennheiser adapter	6
Rode	NT5	Overheads	4
Sennheiser	e901	Kick, boundary microphone	1
Sennheiser	e902	Kick	1
Sennheiser	e904	Snare/Toms, clips included	3
Sennheiser	e906	Guitar amp/Percussion	1
Sennheiser	EW-300 G3	Includes wireless receiver, handheld transmitter and beltpack transmitter	10
Sennheiser	SKP 300 G3	Plug on transmitter	4
Sennheiser	ME 4	Lapel	5
Shure	Beta 58A		10
Shure	Beta 57A		2
Shure	Beta 87A		4
Shure	SM58		2
Shure	SM57		4
Shure	KSM27		2
Shure	PG52	Kick	1
Shure	PG56	Snare/toms, drum clips included	3
Shure	PG81	Overheads	2
Shure	SM81	Overheads	2
Shure	MX202	Choir	5
Shure	MX412	Gooseneck lectern	6
Shure	ULX	Lapel	2

For information relating to venue radio frequencies, including wireless comms units, see Appendix H: Venue Frequencies



DIs

- 1 x ARTcessories Xdirect
- 4 x BSS AR-133
- 1 x LA Audio DBT+ (dual)
- 2 x Radial J48
- 4 x Radial ProAV2 (stereo, 2 in use at audio control for playback)
- 2 x Whirlwind EDB1

Stands & Accessories

- 6 x K&M Straight Round Base Microphone Stand
- 8 x K&M Short Boom Microphone Stand
- 20 x K&M Tall Boom Microphone Stand
- 8 x K&M Adjustable Speaker Stand
- 24 x Manhasset Model 48CA Symphony Concertino Music Stand
- 25 x Manhasset Model 4801 Symphony Music Stand
- 40 x Tempo Orchestra Chairs

Pianos

- Yamaha C7 Grand Piano
- Yamaha Clavinova GH3 Digital Baby Grand

Line Patching

Location	Lines to Control Room	Additional Lines / Notes
Substage	8 sends	
Orchestra Pit	32 sends	Additional 6 sends, 2 returns link to Prompt Corner
Prompt Corner	46 sends, 10 returns	Additional 6 sends, 2 returns link to Stage DS OP
Stage DS OP	24 sends, 8 returns	
Stage US	8 sends	4 lines each PS and OP
Floor Traps	6 sends, 2 returns	Stage box running from MaDiRack to DS OP
Balconies	4 sends	2 lines each PS and OP
Circle	4 sends	
Fly Gallery	8 sends	4 lines each PS and OP, used for flown choir mics
Bridge 1	10 sends, 2 returns	
Bridge 2	18 sends, 2 returns	4 sends each PS and OP, others CS
Amp Room	2 sends, 6 returns	
Grid DS	8 sends	4 lines each PS and OP

Power

GPO Allocation

There are several green GPOs around the venue for audio use, alongside a 10-way power conditioner located in the prompt side audio I/O rack. These GPOs are on a separate earth to GPOs used for lighting equipment.

3 Phase Allocation

- Stage Level 1 @ 32A
- Grid 1 @ 40A

For further reference see Appendix F: Theatre 3-Phase Power Plan



Cabling

The Theatre carries a good stock of XLR microphone leads to cater for venue equipment and additional audio requirements.

Multicores

20-way @ 20m

24 in / 4 out @ 10m

8-way @ 5m (drum multi)



VIDEO

Projection Room
Primary Projector
Position
Control

No, control located in Control Room next to lighting console.
Panasonic PT-RZ970B (10k lumens, laser)
Centre of Circle Rail
Roland VR-6

Projectors

Hitachi CP-AW3005 ultra short throw available upon request.

Projection Surfaces

Primary Surface
Secondary Surface

Cyclorama Cloth approx. 11m x 6.2m (36ft x 20ft) 16:9 ratio
Screen-Technics 6m x 3.4m (20ft x 11ft) 16:9 ratio

Stumpfl 3.6m x 2.4m (12ft x 8ft) 16:9 ratio Fastfold with optional Drape Kit available upon request and subject to availability.

Displays

2 x ChiQ U55G7PG 55" 4K TV display

Media Server

PC running Arkaos MediaMaster Pro v6. Controlled from lighting console via sACN. Audio output to audio console via VR6.

Playback

The venue has a selection of laptops, DVD and BluRay players available upon request.

Filming Services

The venue has two NEC HXR-NX5P cameras available for filming, as well as a GoPro Hero 10 Black. Editing services are also available upon request, please contact your Glasshouse Event Services Officer for further information.

Cabling

The Theatre has a good stock of HDMI and Cat5 leads to accommodate venue equipment, as well as some VGA and DVI leads.

HDMI over Cat5 extenders are also available for long runs from FoH to stage and vice versa via any available network patch point.

A selection of common adapters to HDMI are subject to availability - it is advisable to provide your own should your equipment require them.

Video Notes

The venue can send audio and video from the Theatre to the Studio and Meeting Rooms upon request.



BACKSTAGE

Stage Managers Console

Primary location	Mid-stage PS
Can be relocated	Yes - to DS OP
Features	Gooseneck lamp
	Show Relay monitor
	Paging control
	Stopwatch / Clock
	Separate House Curtain control
	Q Light control to Orchestra Pit
	Clear-Com Master Base Station
	Power strip for laptops etc.

Talkback

The Theatre talkback system comprises a mix of wired and wireless units that can be patched into one of two separate signal loops. Wired sub stations are single loop while wireless sub stations and the wired base station at the Stage Managers Console can switch between the A and B loops.

Wired base station	Clear-Com MS-702
Wired sub stations	6 x Clear-Com RS-601
	2 x Clear-Com RS-701
Wireless base station	RTS BTR-800
Wireless sub stations	4 x RTS TR-800-C3
Headsets	1 x Clear-Com CC-300 single muff
	6 x Beyerdynamic DT 280 single muff
	2 x Beyerdynamic DT 108 single muff
	5 x Beyerdynamic DT 109 double muff
Patching Locations	Control Room
	Stage Managers Console
	Orchestra Pit
	US PS and OP
	DS PS and OP
	Juliet slots
	Production Desk (Row K)
	FoH Bridges
	Followspot positions
	Dimmer Room
	Forestage crossover
	Grid
	Substage
	Wardrobe
	Dressing Rooms
	Stage Door Office
	Scene Dock



Paging

Paging is available from the Stage Managers Console to BoH areas and the dressing rooms.

Show Relay

A colour image of the stage is distributed to the Stage Managers Console, dressing rooms, Scene Dock, Stage Door office and Green Room. An infrared image of the stage is also available at the Stage Managers Console and can be distributed to other spaces as required upon request.

Additionally, audio from an Auditorium room microphone, positioned on the Circle Rail, is also distributed to the above areas. The Green Room and all dressing rooms have individual volume control over the incoming show relay audio.

Dressing Rooms

Dressing Room	Capacity	Toilets	Showers	Details
Dressing Room 1	2	1	1	Stage level
Dressing Room 2	2	1	1	Stage level
Dressing Room 3	18	2	1	Basement, one level below stage
Dressing Room 4	18	2	1	Basement, one level below stage
Green Room	34	*	0	*Amenities available on same level
Artlab	54	*	0	*Amenities available on same level

In instances where both the Studio and Theatre are activated, the Green Room and Artlab on Level 1 are utilised as dressing room spaces for Studio hirers where required, and the Basement Foyer becomes the green room for Theatre hirers.

Green Room

Location	Level 1, one level above stage
Facilities	Paging and show relay speaker Stage monitor feed Small fridge/freezer Small kitchenette including microwave, crockery, and cutlery.

Catering can be arranged for your production, please contact your Glasshouse Event Services Officer for further information.

Production Facilities

Production Desk	CS Row K, audio and lighting networks, DMX ties, audio ties, comms, video ties.
Production Office	Stage Door office, internet, phone, safe, show relay.

Laundry / Wardrobe

Location	Basement, one level below stage
Washing Machines	Whirlpool 6ALSR7244MW top loader Maytag MAT20MN top loader
Dryers	Maytag MDE17MN Maytag MDE18MN ASKO DC 7171 drying cabinet
Iron / Ironing Board	Yes
Steamers	Jiffy Steamer
Clothes Racks	10, distributed across dressing rooms and laundry.



VENUE

The Glasshouse is a perfect venue for professional touring performing arts companies, community groups, functions, conferences, and workshops.

Our state-of-the-art facility includes:

- A purpose built 588 seat Theatre and 116 seat Studio
- A Regional Art Gallery spanning three levels
- Two versatile meeting rooms and three modern boardrooms
- In-house technology and services
- A fully licenced bar
- On-site catering and a commercial kitchen

The Glasshouse curates an eclectic yearly Theatre Program featuring a diverse range of the performing arts disciplines including dance, drama, theatre, opera, music, and comedy. The venue also runs an Education Program offering both visual arts and performing arts opportunities, providing an arts experience to over 7,000 children from Pre-school to Year 12 annually.

The venue is owned and operated by Port Macquarie Hastings Council and has a core team of 20 staff. A pool of casuals cover positions including Back of House, Front of House, Customer Service, and Bar.

The venue is located in the centre of Port Macquarie's CBD, within walking distance of the Hastings River, the Breakwall, a variety of restaurants, and many accommodation options. Port Central Shopping Centre is located next door with ample parking for patrons.

Rehearsal Spaces

Rehearsal spaces will require booking and may incur additional hire charges.

Studio	13m x 11m sprung timber floor, ballet barre, mirrors.
Meeting Room 1	9.86m x 7.3m carpet on concrete floor.
Meeting Room 2	9.86m x 7.25m carpet on concrete floor.
Notes	Meeting rooms are split by a retractable partition wall.

Safety

All scenery, curtains, costumes, and props must be flame retarded in accordance with the prevailing Fire Code in NSW before being brought into the venue.

All electrical equipment being brought into the venue must be tested and tagged.

Dangerous good and Hazardous Materials being brought into the venue must have prior approval from venue management, and be accompanied by a Dangerous Good Register, Material Safety Data Sheets, and all necessary safety and handling equipment.

Staffing

All venue staff must be engaged on a minimum 3-hour call.

Staff working on a Sunday, Public Holiday or after hours (11pm-6am Monday to Saturday) will be charged at penalty rates.



Venue Contacts

Address 30-42 Clarence Street, Port Macquarie, NSW, 2444
Postal Address PO Box 84, Port Macquarie, NSW, 2444

Event Services

Phone Number 02 6581 8888
Email Address sales@glasshouse.org.au

BoH Coordinator

Phone Number
Email Address adam.zakarauskas@pmhc.nsw.gov.au

Box Office & FoH Officer

Phone Number
Email Address karly.mejlak@pmhc.nsw.gov.au

Marketing Coordinator

Phone Number
Email Address belinda.vennell@pmhc.nsw.gov.au

Art Gallery Curator

Phone Number
Email Address bridget.purtill@pmhc.nsw.gov.au

Senior Audio Technician

Phone Number
Email Address

Position Vacant

Senior Lighting Technician

Phone Number
Email Address david.elliott@pmhc.nsw.gov.au

David Elliott

02 6581 8860
david.elliott@pmhc.nsw.gov.au

Senior A/V Technician

Phone Number
Email Address daniel.parlevliet@pmhc.nsw.gov.au

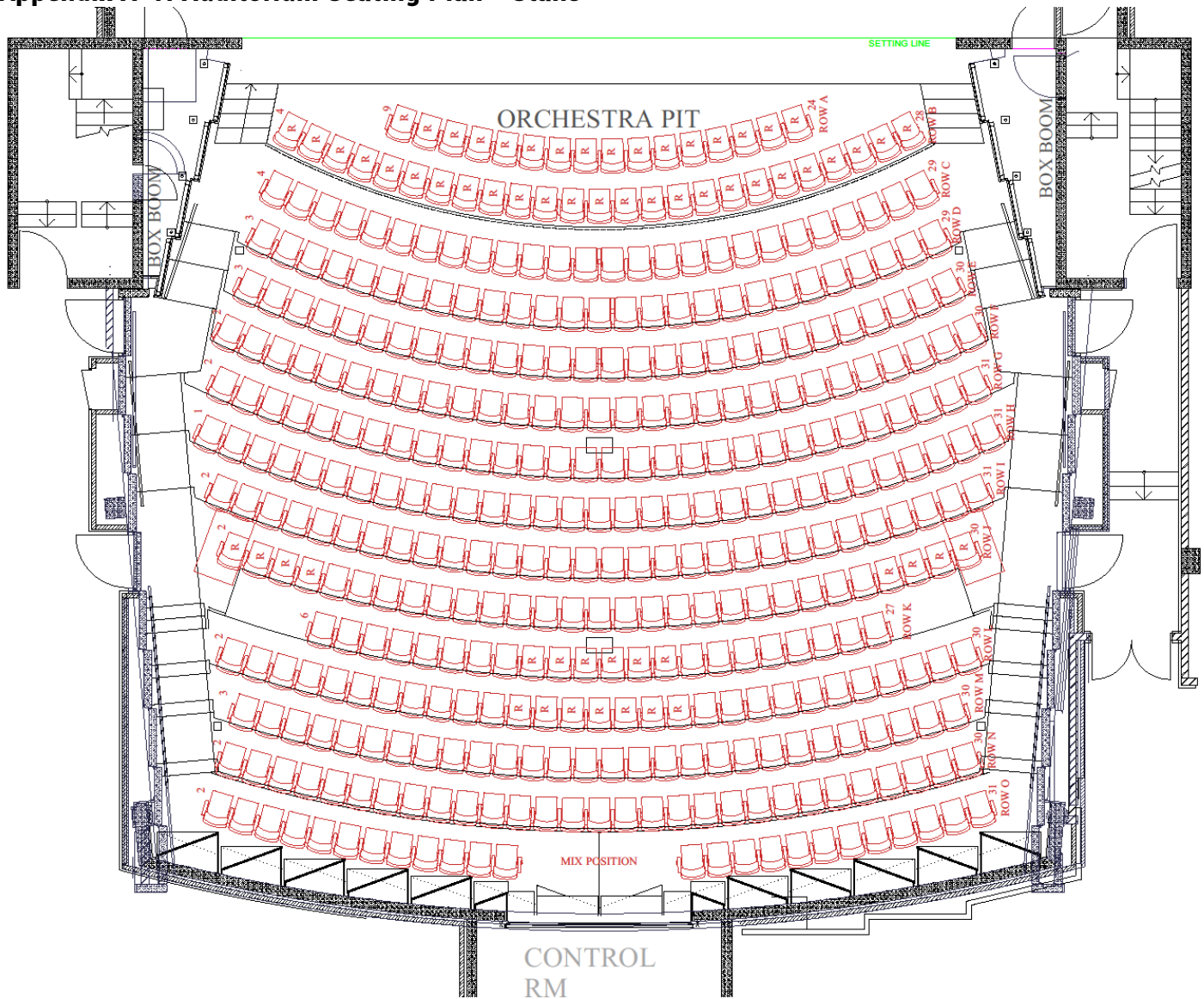
Daniel Parlevliet

02 6581 8695
daniel.parlevliet@pmhc.nsw.gov.au



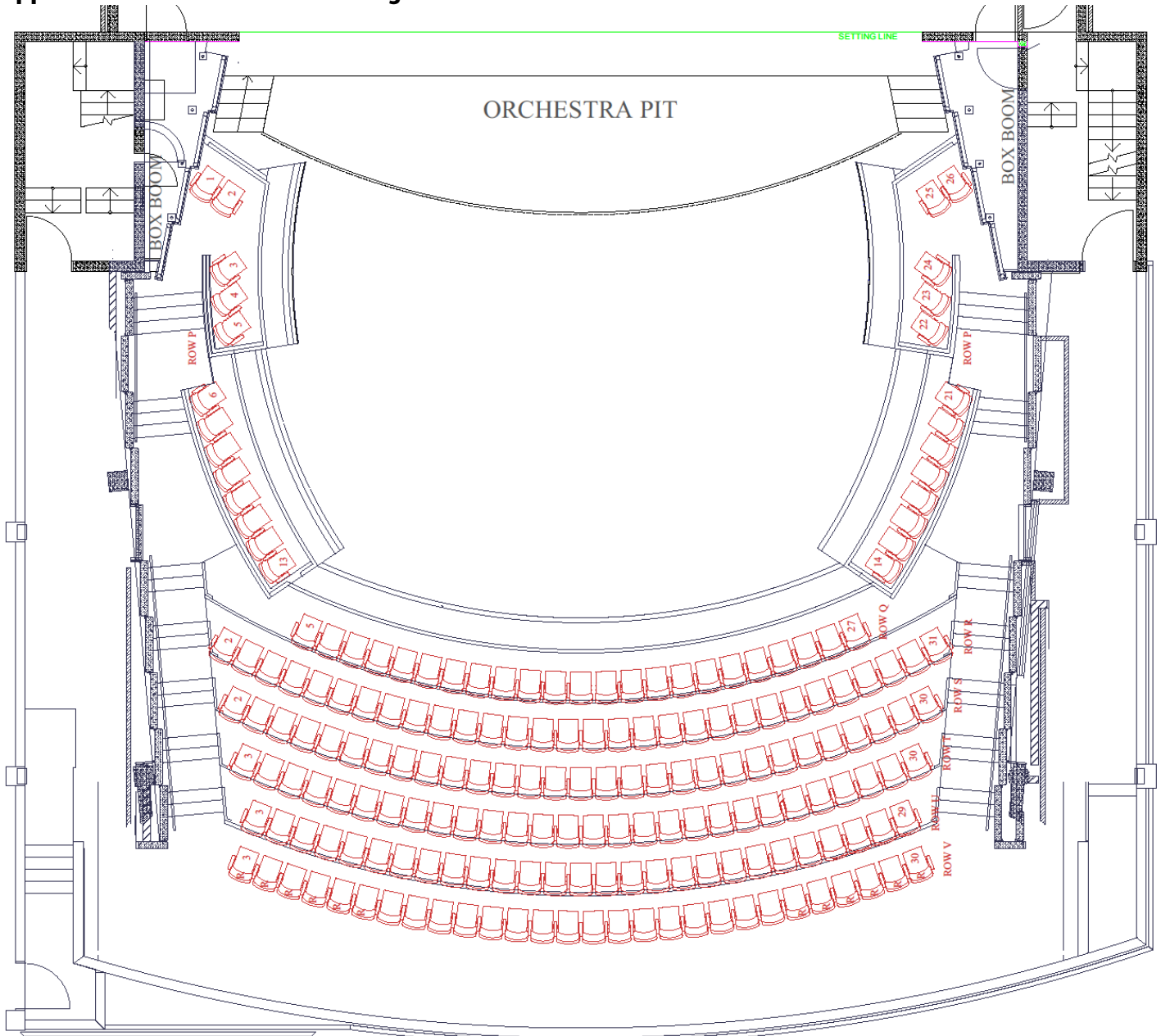
APPENDICES

Appendix A-1: Auditorium Seating Plan - Stalls



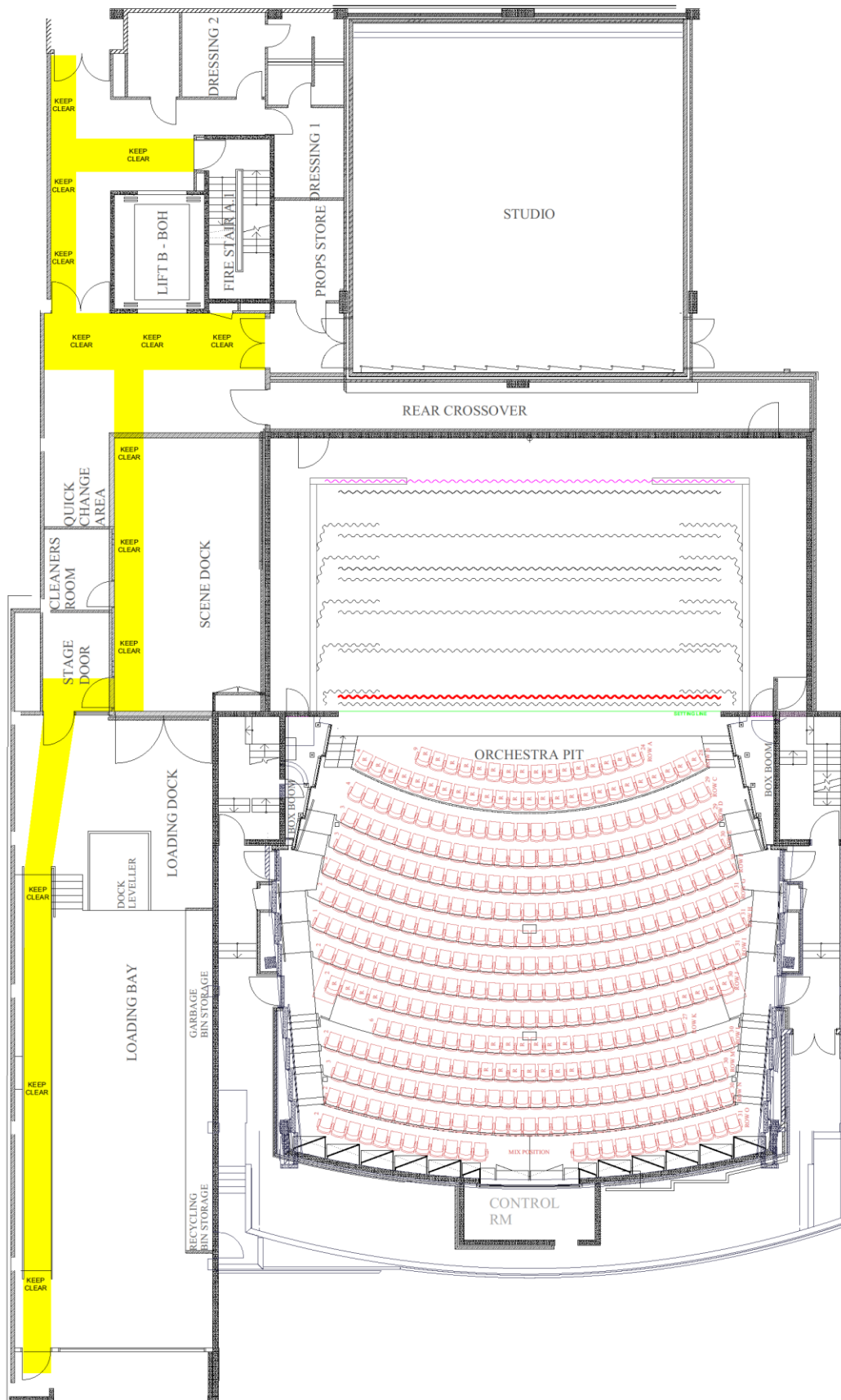


Appendix A-2: Auditorium Seating Plan - Dress Circle & Boxes



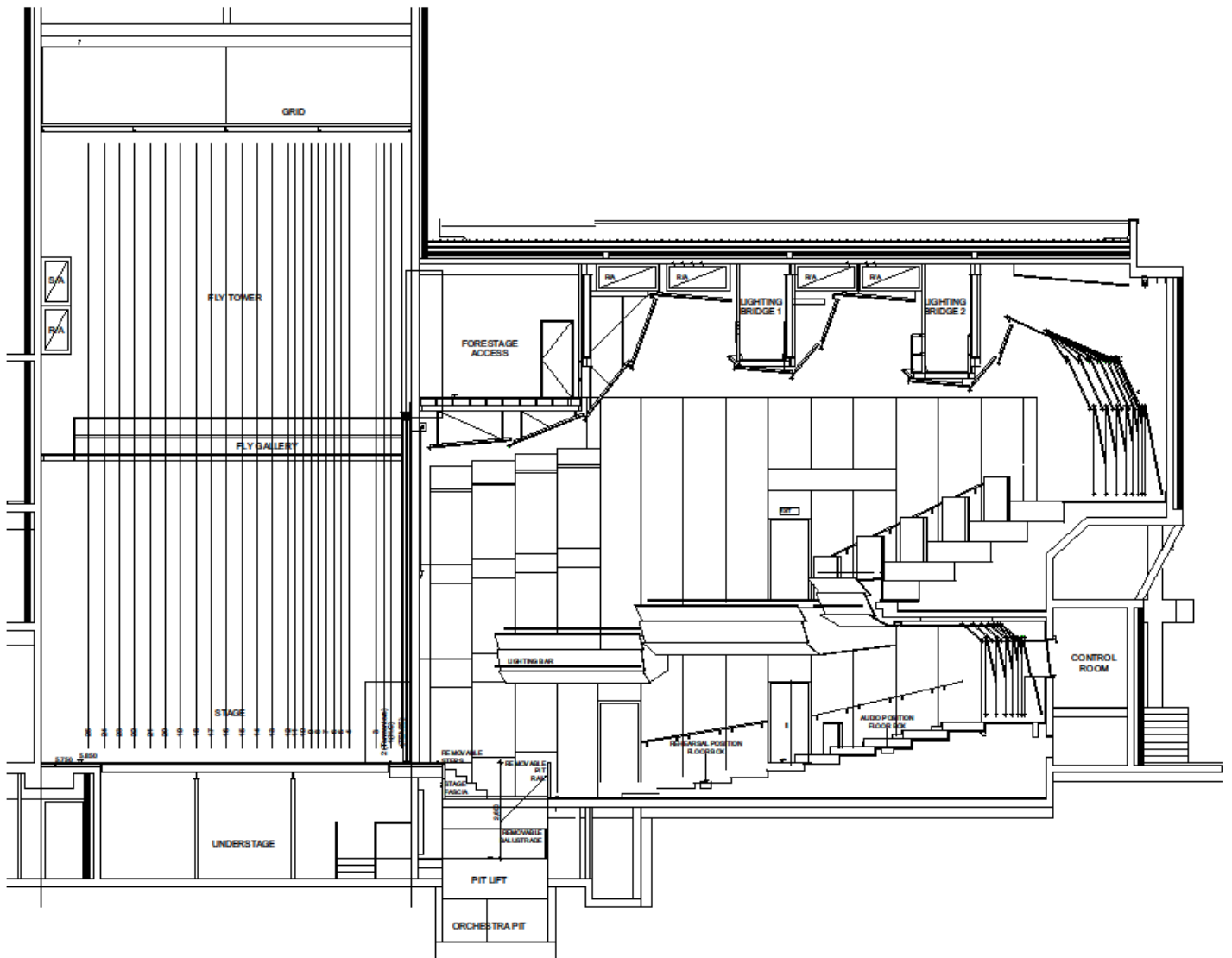


Appendix B-1: Theatre Stage Plan





Appendix B-2: Theatre Section





Appendix C: Standard Hanging Plot

Line type: Motor Winch

Line	Distance from SL	W.L.L Stripped	VENUE HANGING PLOT	VENUE TRIM HEIGHT	PRODUCTION HANGING PLOT	PRODUCTION TRIM HEIGHT
0	260mm	1000KG	TEASER			
1	520mm	400KG	House Curtain			
2	720mm	400KG	Tormentors <i>with 500mm return</i>			
3	920mm	400KG	LX Bar 1	7500mm		
DS Sidefill						
4	1620	400KG				
5	1820	400KG				
6	2020	400KG				
7	2220	400KG	Border 1			
8	2420	400KG	Legs 1 <i>with 1000mm return</i>			
9	2620	400KG	LX Bar 2	7200mm		
10	2820	400KG				
11	3020	400KG				
12	3220	400KG				
13	3620	400KG	Border 2			
14	4020	400KG	Legs 2 <i>with 1000mm return</i>			
15	4420	400KG	LX Bar 3	6900mm		
US Sidefill						
16	4820	400KG	Border 3			
17	5220	400KG	Mid-stage Traveller			
18	5620	400KG	Legs 3 <i>with 1000mm return</i>			
19	6020	400KG	LX Bar 4	6600mm		
20	6420	400KG	Border 4			
21	6820	400KG	Legs 4			
22	7220	400KG	LX Bar 5	6300mm		
23	7620	400KG	LX Bar 6	8000mm		
24	8020	400KG	Upstage Traveller / Smother			
25	8420	400KG	Cyclorama			



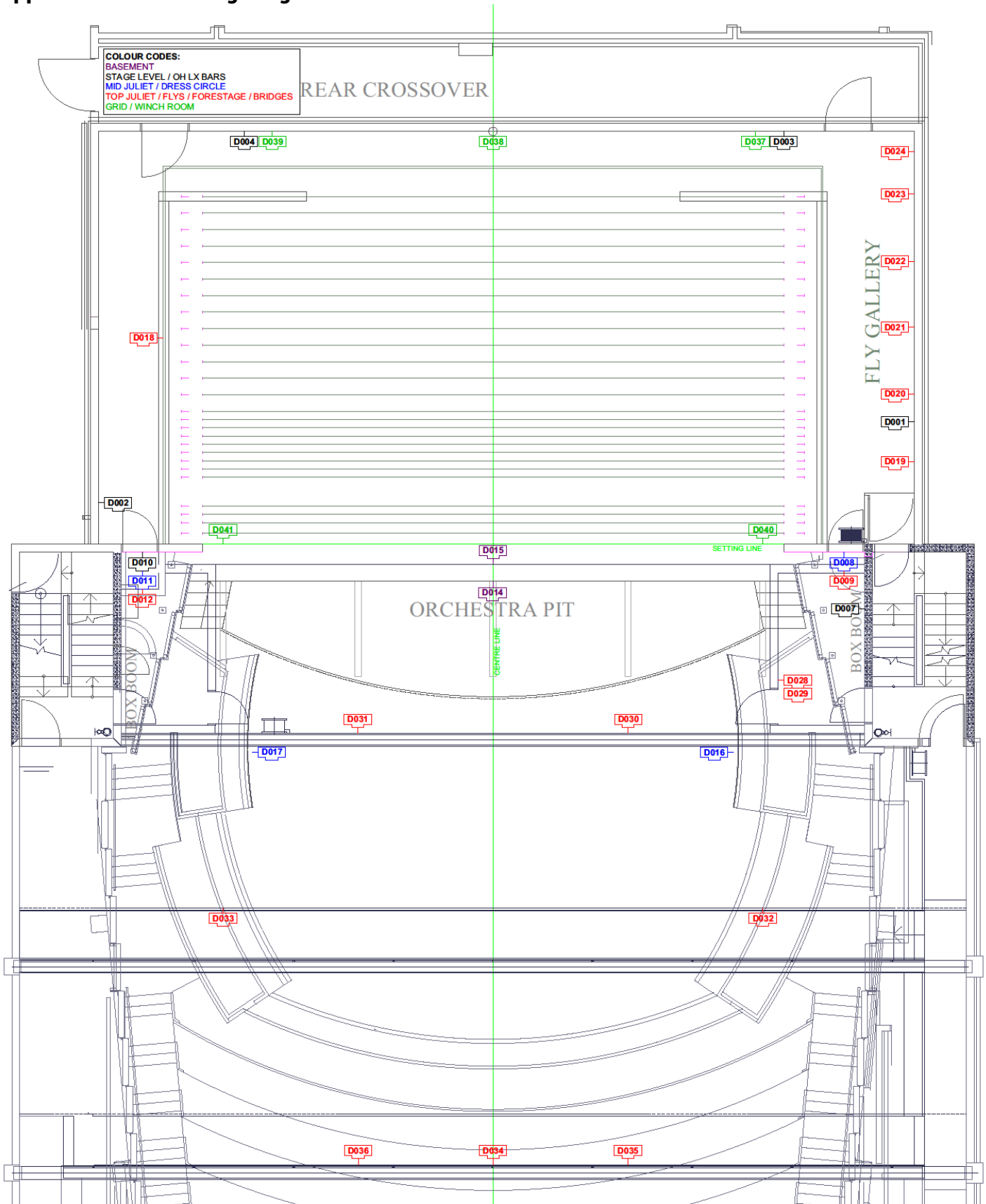
Appendix D: Loading Dock Vehicular Access



Further information, including truck ingress and egress, can be found in the Glasshouse Traffic Management Plan; PDF documentation is available from your Event Services Officer, or email sales@glasshouse.org.au.

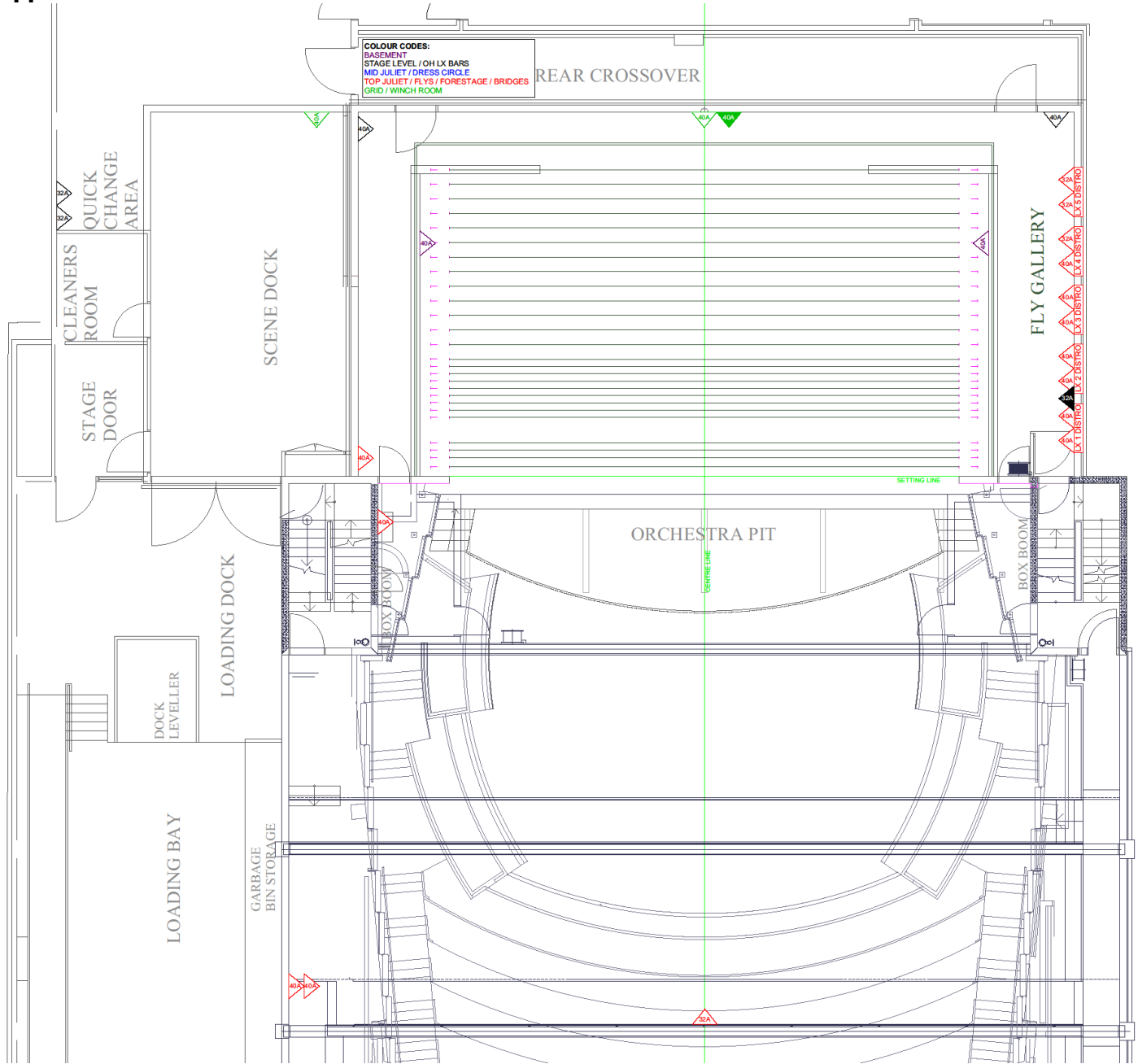


Appendix E: Theatre Lighting Network Plan



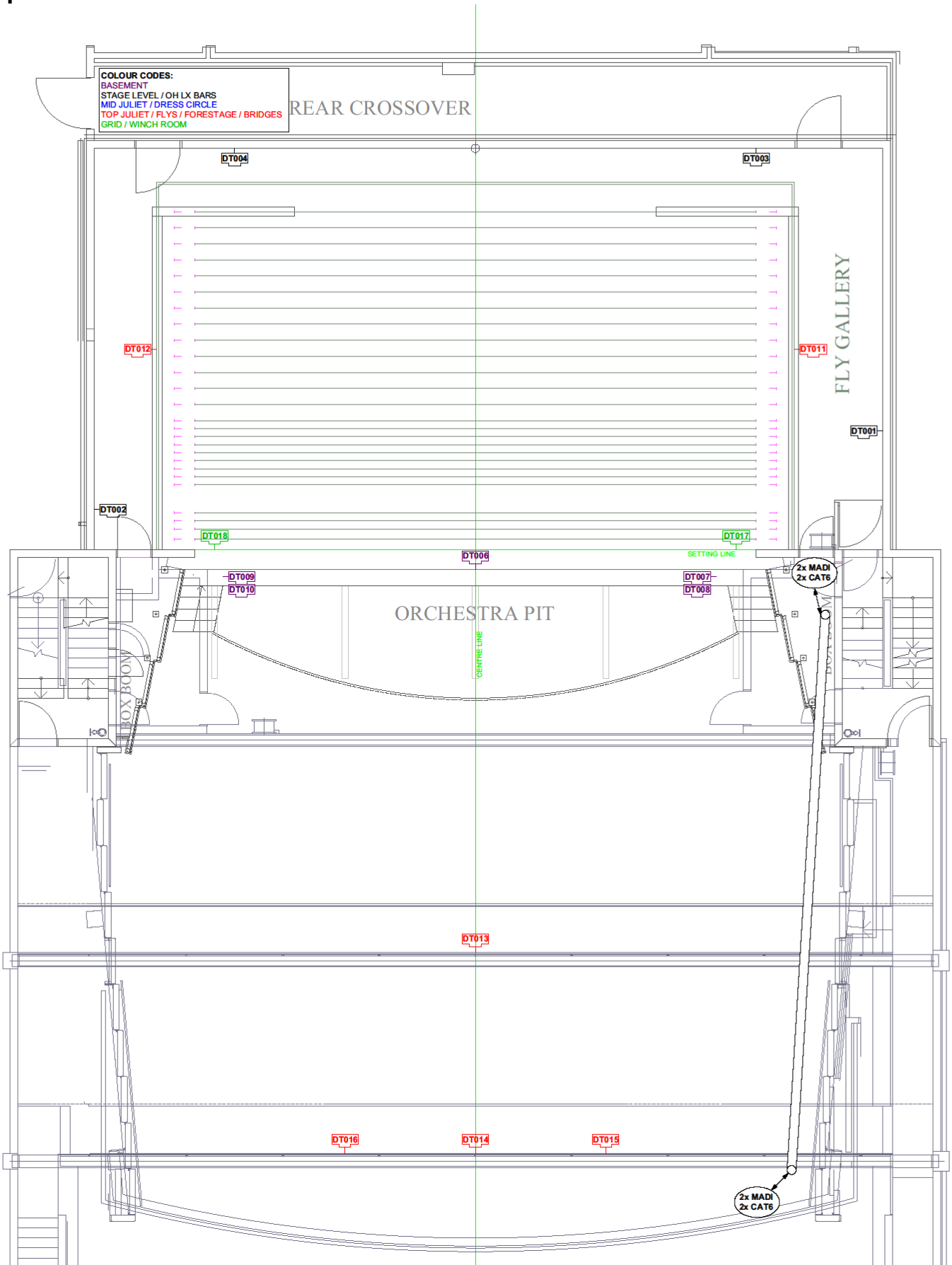


Appendix F: Theatre 3-Phase Power Plan





Appendix G: Theatre Audio Network Plan





Appendix H: Venue Radio Frequencies

Theatre

TX/RX 1	546.850
TX/RX 2	518.100
TX/RX 3	548.775
TX/RX 4	550.925
TX/RX 5	555.300
TX/RX 6	520.500
TX/RX 7	547.550
TX/RX 8	552.750
TX/RX 9	553.800
TX/RX 10	555.525

Studio

TX/RX 1	528.025
TX/RX 2	662.750
TX/RX 3	665.000

Meeting Rooms

TX/RX 1	543.450
TX/RX 2	667.000
TX/RX 3	540.350
TX/RX 4	668.750

Gig Rig

TX/RX 1	536.350
TX/RX 2	528.575
TX/RX 3	666.250
TX/RX 4	668.000

Floater Kit

TX/RX 1	526.325
TX/RX 2	703.750

Wireless Comms

BASE STATION 1	TX 1: 554.200	RX 1: 650.200
	TX 2: 558.300	RX 2: 650.700
		RX 3: 652.500
		RX 4: 655.000

BASE STATION 2	TX 1: 556.200	RX 1: 658.000
	TX 2: 557.500	RX 2: 661.500
		RX 3: 662.700
		RX 4: 666.400